

IDEAL CLINIC SOUTH AFRICA

Monthly Provincial Report on PHC facilities identified to be Ideal in 2016/17

PROVINCE:	Limpopo
DATE OF REPORT GENERATION:	9 July 2016
VERSION:	16
FINANCIAL YEAR:	2016/2017



health

Department:
Health
REPUBLIC OF SOUTH AFRICA

Table of contents

1. Introduction.....	3
2. National overview	3
2.1 National overview of progress made with conducting status determination	3
2.2 National overview of outcome of status determination.....	4
2.2.1 Average percentage scored per province	4
2.2.2 Overall facility performance according to categories of Ideal Clinic	4
2.2.3 Percentage of Vital elements failed	5
2.2.4 Best and lowest performing districts	6
2.2.6 Performance per component	8
2.2.7 Distribution of the overall scores of facilities	9
3 Provincial and district overview	10
3.1 Provincial and district overview on progress made with conducting status determination	10
3.2 Provincial and district overview of outcome of status determination	10
3.2.1 Average percentage scored per district	10
3.2.2 Overall facility performance according to categories of Ideal Clinic	11
3.2.3 Percentage of Vital elements failed	11
3.2.4 Best and lowest performing facilities	12
3.2.5 Performance per component	13
3.2.6 Distribution of the overall scores of facilities	14
3.2.7 Scores per facility	15
4. Conclusion.....	21

List of figures

Figure 1: Data submission nationally.....	3
Figure 2: Average score per province	4
Figure 3: Percentage of facilities that obtained an Ideal Clinic category nationally	5
Figure 4: Number of facilities that obtained an Ideal Clinic category nationally.....	5
Figure 5: Best performing district nationally.....	7
Figure 6: Lowest performing district nationally.....	7
Figure 7: Best performing facilities nationally	8
Figure 8: Lowest performing facilities nationally	8
Figure 9: Performance per component nationally	9
Figure 10: National distribution of the overall scores of facilities.....	9
Figure 11: Data submission per district	10
Figure 12: Average score per district.....	10

Figure 13: Percentage of facilities that obtained an Ideal Clinic category provincially.....	11
Figure 14: Number of facilities that obtained an Ideal Clinic category provincially	11
Figure 15: Best performing facilities in the province	13
Figure 16: Lowest performing facilities in the province	13
Figure 17: Performance per component for the province.....	14
Figure 18: Provincial distribution of the overall scores of facilities	14

List of Tables

Table 1: National percentage of vital elements failed	6
Table 2: Provincial percentage of vital elements failed	12
Table 3: Scores per facilities	20

1. Introduction

The Ideal Clinic programme is an initiative that was started by South Africa in July 2013 as a way of systematically improving the deficiencies in public Primary Health Care (PHC) facilities as well as to improve the quality of care provided.

The National Health Council gave a directive on 24 April 2015 that all PHC facilities must be Ideal within the next three years beginning in the 2015/16 financial year. Provinces have submitted their two year scale-up plans for the remaining two years. All facilities in the National Health Insurance (NHI) districts must be Ideal by 31 March 2017. Therefore those facilities in NHI districts that have not reached Ideal Clinic status in the 2015/16 financial year must be included for scale-up in 2016/17. The focus for improvement is placed on facilities identified to reach Ideal Clinic status in this financial year. Therefore this report focuses only on the progress and outcome of PHC facilities identified to **be Ideal in 2016/17**.

2. National overview

2.1 National overview of progress made with conducting status determination

A total of 1359 (98%) out of 1384 facilities have conducted and captured their Status Determinations (SD). The submission of data on SD range from 94% (Limpopo) to 100% (Northern Cape), see *Figure 1*. Note that one facility in Free State in T Mofutsanyane district and one facility in Mpumalanga in Gert Sibande district did not conduct a status determination as the facilities are currently closed. Lesedi clinic in T Mofutsanyane district has been vandalised and Ethandakukhanya clinic in Gert Sibande district has been burnt down. The SDs will be conducted once these facilities have re-opened.

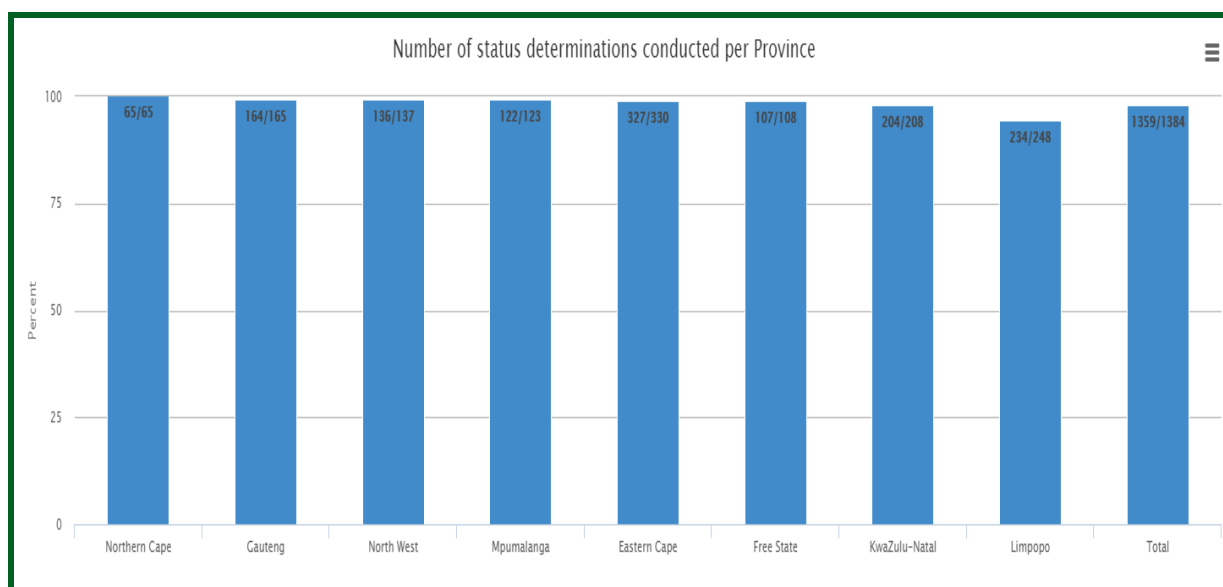


Figure 1: Data submission nationally

2.2 National overview of outcome of status determination

2.2.1 Average percentage scored per province

The average score obtained per province range from 56% (Free State) to 69% obtained by Gauteng (*Figure 2*). The average score obtained nationally is 61% rendering KwaZulu-Natal, Limpopo, Eastern Cape, Mpumalanga and Free State perform below the national average.

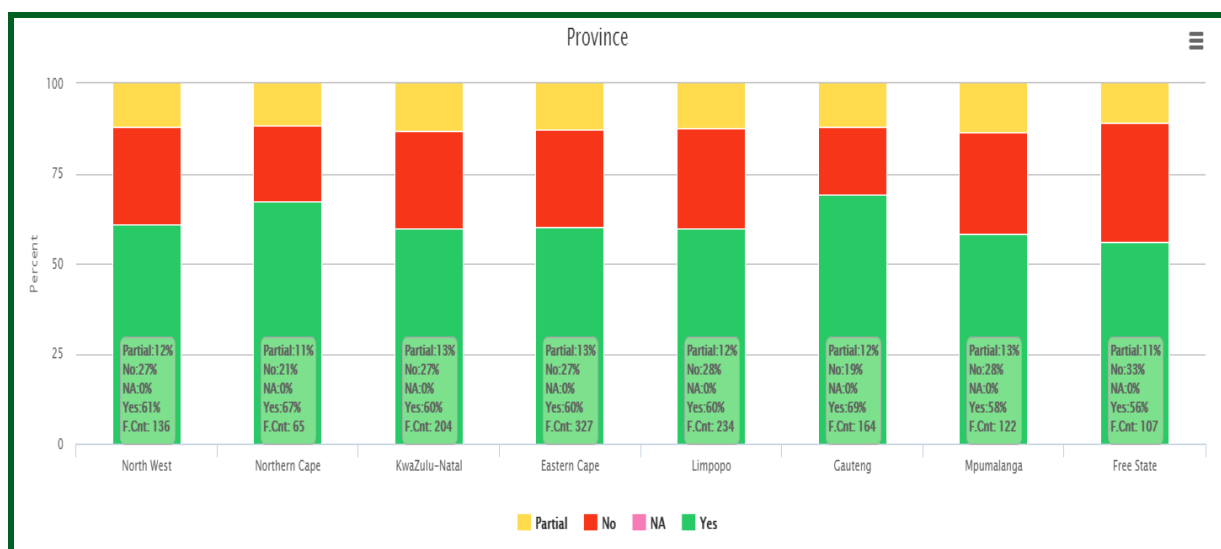


Figure 2: Average score per province

2.2.2 Overall facility performance according to categories of Ideal Clinic

In order for a facility to obtain an Ideal Clinic (IC) status the facility must attain a minimum score of 100% for elements weighted as Vital, 75% for elements weighted as Essential and 60% for elements weighted as Important Elements.

Nationally, 6 out of the 8 provinces have facilities that obtained Ideal Clinic status. Of the 1359 facilities that conducted a SD, 32 facilities (2.4%) obtained an IC category status of which 15 facilities obtained silver (47%), 16 facilities obtained gold (50%), 1 facility obtained platinum (3%) and 0 facility for diamond status (0%) (*Figures 3 and 4*).

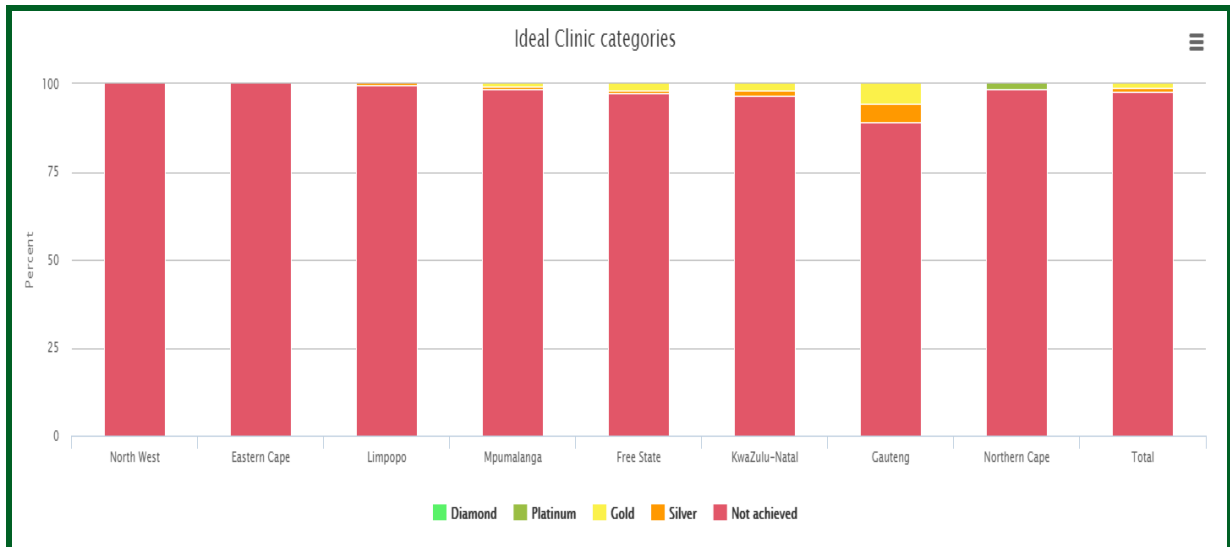


Figure 3: Percentage of facilities that obtained an Ideal Clinic category nationally

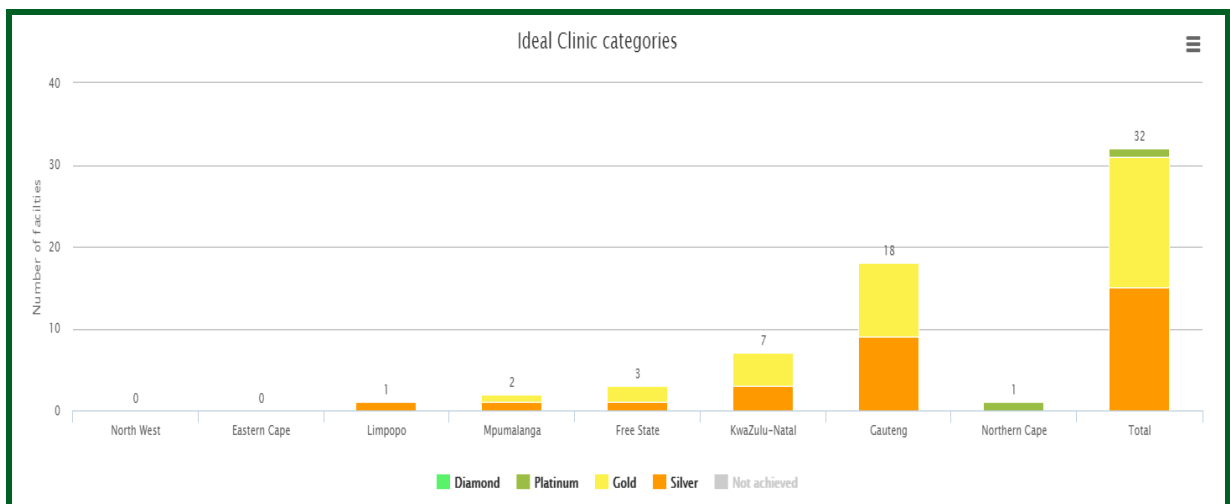


Figure 4: Number of facilities that obtained an Ideal Clinic category nationally

2.2.3 Percentage of Vital elements failed

Facilities should focus on elements that are weighted as Vital that were failed as an Ideal Clinic status can only be obtained if none of the elements that are weighted as Vital were failed.

The percentages as set out in Table 1 indicate the percentage of facilities that failed the specific element, it is not the average obtained for the element. Nationally, the element which has the highest failure rate is the element that measures whether the emergency trolley was restored daily or after every time it was used (94%) followed by the element which measures whether the resuscitation room is equipped with functional basic equipment for resuscitation (92%). The element with the minimal failure rate across the country is the one that measures whether sharps are disposed of in impenetrable, tamperproof containers (1%).

Ideal Clinic Dashboard Reference	Responsibility	Percentage
Restore the emergency trolley daily or after every time it was used	Facility	94%
Resuscitation room is equipped with functional basic equipment for resuscitation	Facility	92%
There is a sterile emergency delivery pack	Facility	70%
Required functional diagnostic equipment and concurrent consumables for point of care testing are available	Facility	64%
90% of the tracer medicines are available	Facility	30%
There is constant supply of clean, running water to the facility	Facility	16%
There is at least one functional wall mounted room thermometer in the medicine room/dispensary	Facility	16%
The temperature of the medicine room/dispensary is recorded daily	Facility	15%
The temperature of the medicine room/dispensary is maintained within the safety range	Facility	13%
Oxygen cylinder with pressure gauges available in resuscitation/emergency room	Facility	9%
The temperature of the medicine refrigerator is maintained within the safety range	Facility	4%
The temperature of the medicine refrigerator is recorded twice daily	Facility	4%
Sharps containers are disposed of when they reach the limit mark	Facility	2%
There is a thermometer in the medicine refrigerator	Facility	2%
Sharps are disposed of in impenetrable, tamperproof containers	Facility	1%

Table 1: National percentage of vital elements failed

2.2.4 Best and lowest performing districts

The best performing district nationally is Zwelentlanga Fatman Mgcawu District in Northern Cape that scored 84% while the lowest performing district is Mopani District in Limpopo which scored 34% (*Figures 5 and 6*).

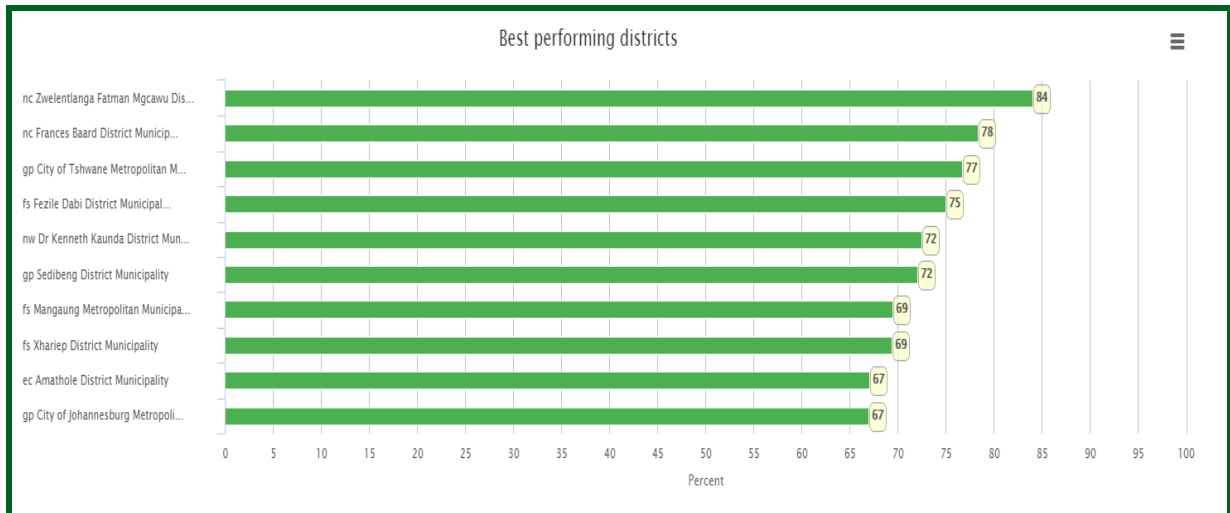


Figure 5: Best performing district nationally

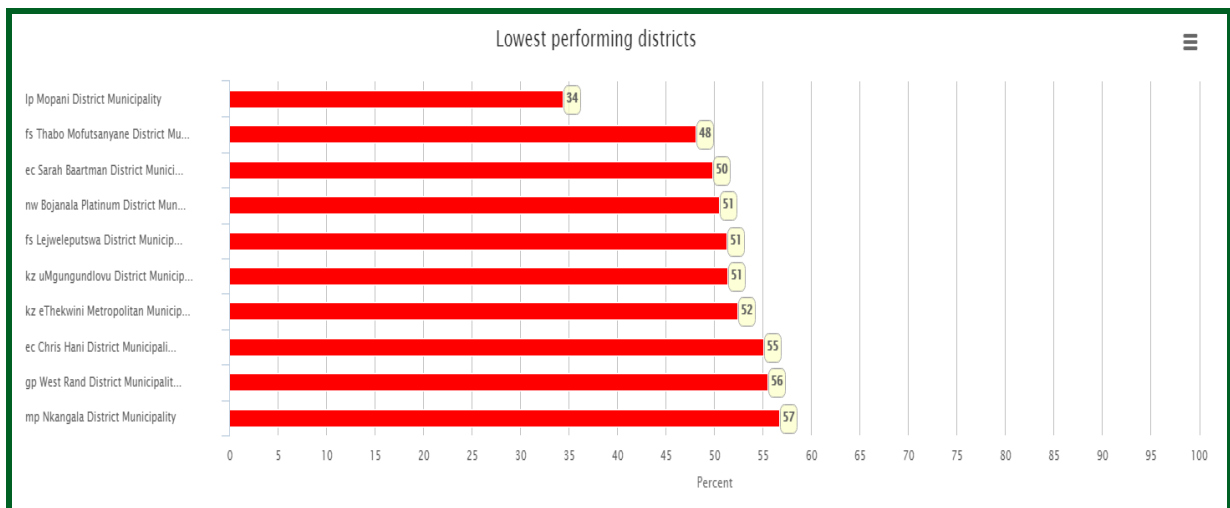


Figure 6: Lowest performing district nationally

2.2.5 Best and lowest performing facilities

The best performing facilities nationally are Hopetown Clinic in Northern Cape and Mjejane Clinic in Mpumalanga which each scored 95%; while the lowest performing facility is Umlazi D. Clinic in KwaZulu-Natal that scored 17% (Figures 7 and 8).

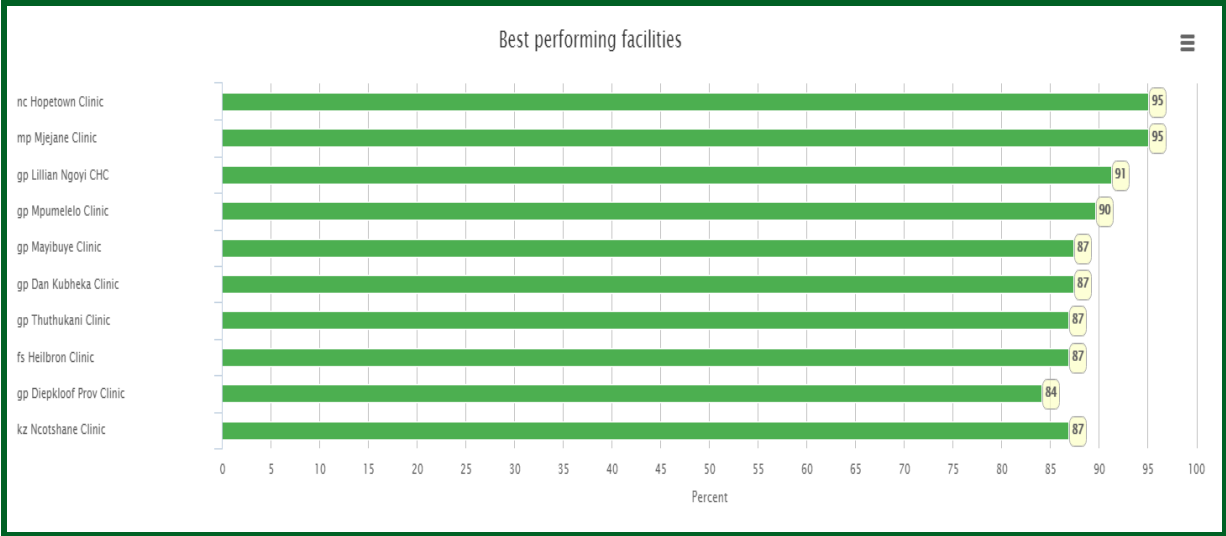


Figure 7: Best performing facilities nationally

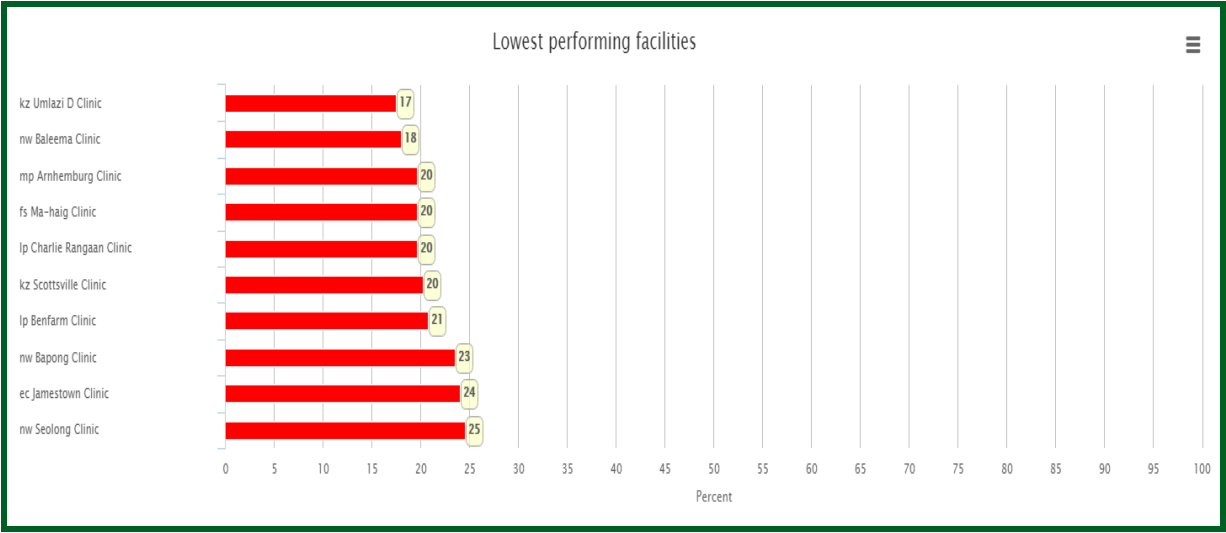


Figure 8: Lowest performing facilities nationally

2.2.6 Performance per component

Nationally facilities performed the best in the Health Information Management (81%) component followed by the Human Resources for Health component with an average score of 69%. The component that scored the lowest is the Implementing Partners and Stakeholders component that scored only 32% (Figure 9).

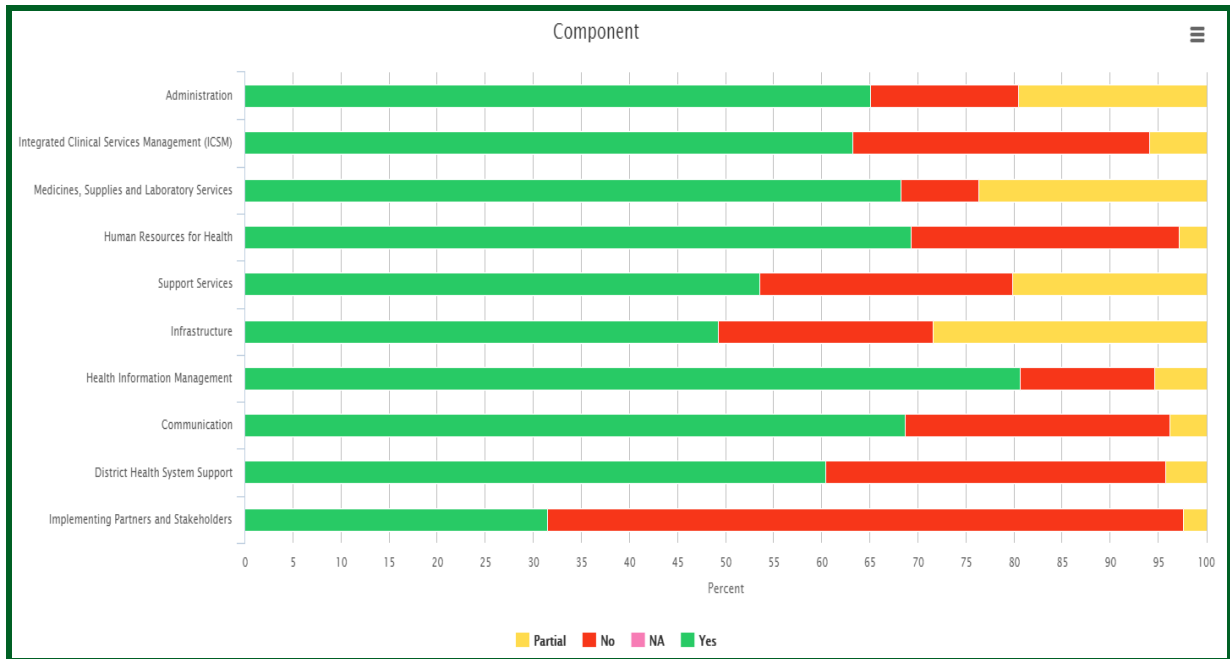


Figure 9: Performance per component nationally

2.2.7 Distribution of the overall scores of facilities

A total of 1 359 status determinations were conducted. The distribution of the overall scores obtained by the facilities is as follows:

- 122 facilities scored 80% and more,
- 259 facilities scored between 70% to 79%,
- 382 facilities scored between 60% to 69%,
- 510 facilities scored between 40% to 59% and
- 86 facilities scored less than 40%, see *Figure 10* below.



Figure 10: National distribution of the overall scores of facilities

3 Provincial and district overview

3.1 Provincial and district overview on progress made with conducting status determination

From all its five (5) districts, the province recorded a provincial average score of 94% (i.e. 234/248 facilities conducted SD submission); with district scores ranging from 68% (Mopani DM) to 100% (Capricorn) (Figure 11).

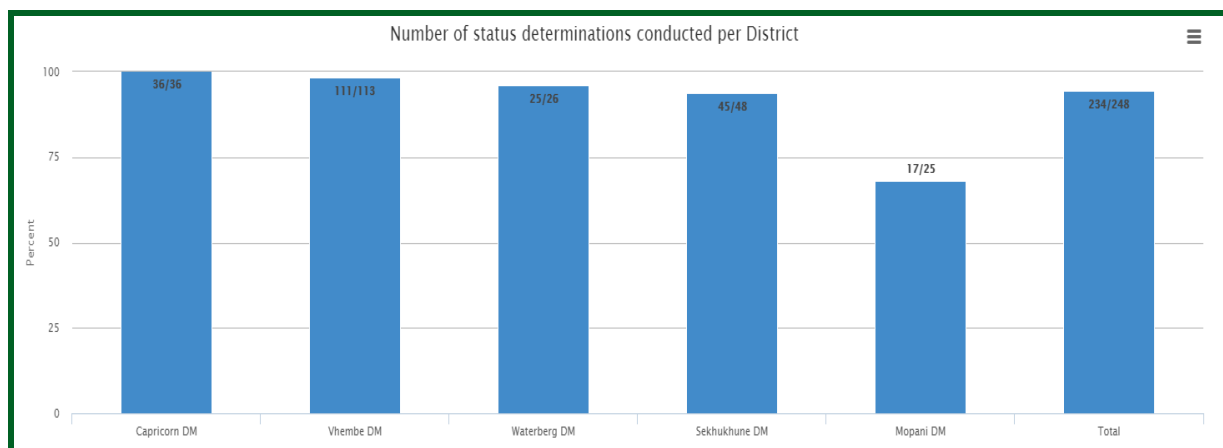


Figure 11: Data submission per district

3.2 Provincial and district overview of outcome of status determination

3.2.1 Average percentage scored per district

The average score obtained per district range from 34% (Mopani) to 66% (Sekhukhune and Capricorn) (Figure 12). The number of SD conducted in section 3.1 must be considered when evaluating the average score as not all the districts have submitted all data on SD.

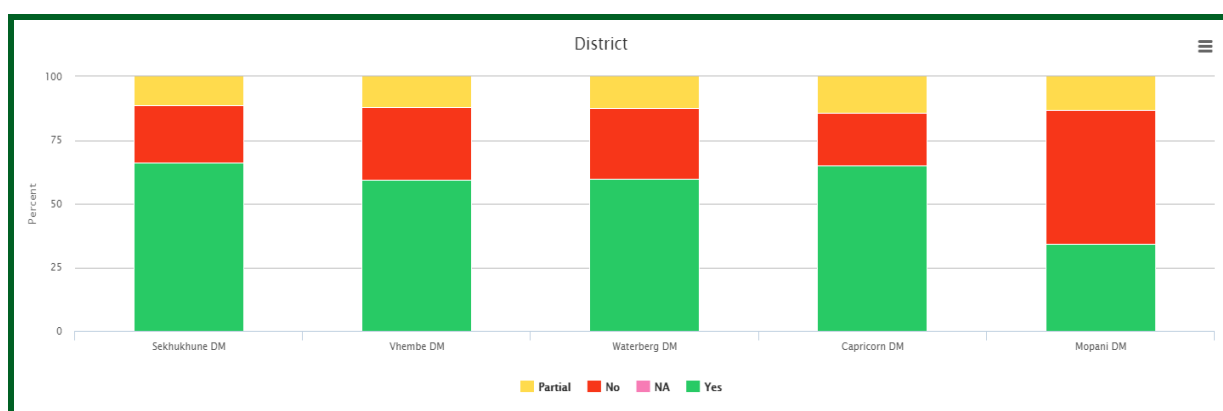


Figure 12: Average score per district

3.2.2 Overall facility performance according to categories of Ideal Clinic

The percentage of facilities per district that achieved Ideal Clinic status is set out in Figure 13.

In total, of the 234 that conducted SD, 233 facilities (99.6%) did not obtain any IC category status while 1 facility (0.4%) obtained silver, 0 facilities (0%) obtained platinum and 0 facilities (0%) obtained gold and none (0%) for diamond (*Figures 14 and 15*).

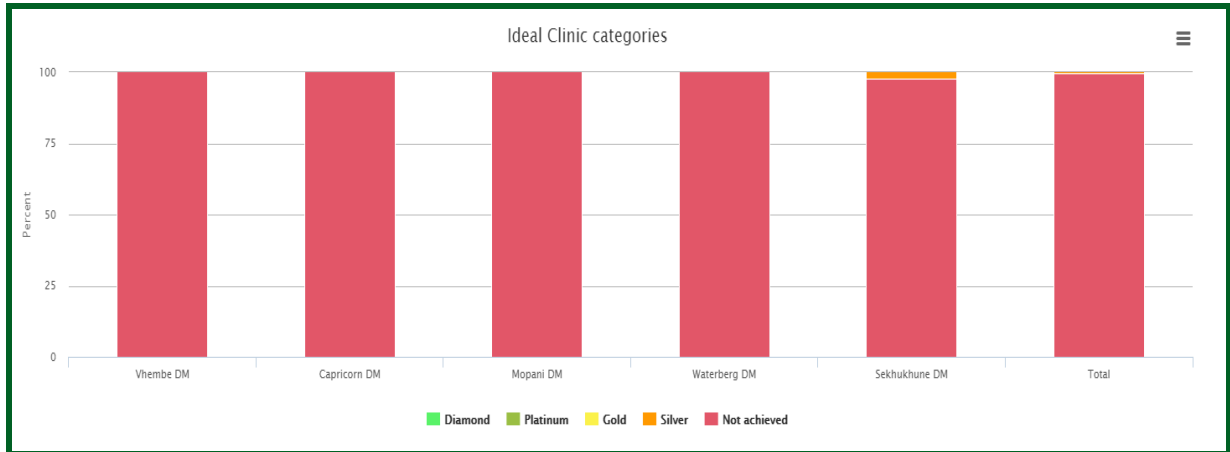


Figure 13: Percentage of facilities that obtained an Ideal Clinic category provincially

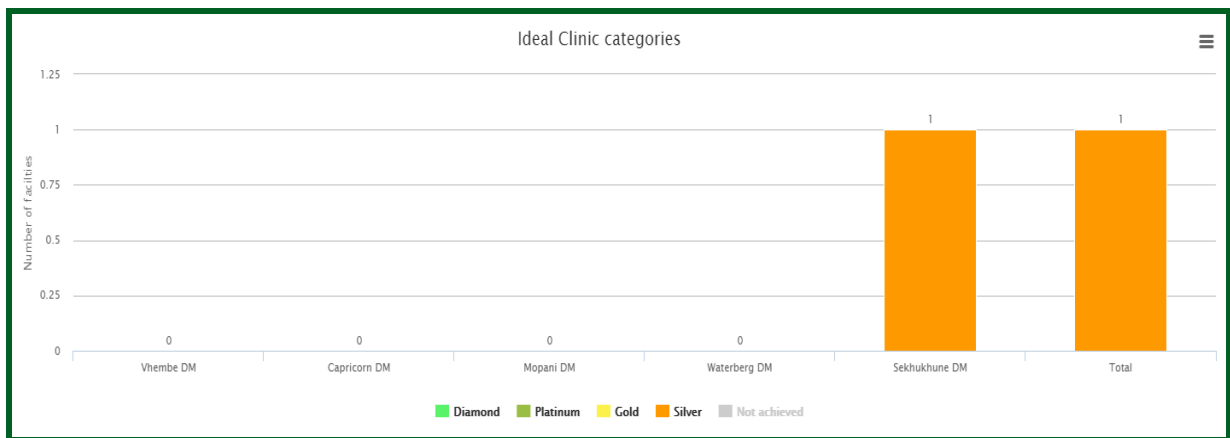


Figure 14: Number of facilities that obtained an Ideal Clinic category provincially

3.2.3 Percentage of Vital elements failed

Facilities should focus on elements that are weighted as Vital that were failed as an Ideal Clinic status can only be obtained if none of the elements that are weighted as Vital were failed.

The percentages as set out in Table 2 indicate the percentage of facilities that failed the specific element, it is not the average obtained for the element. The elements which have the highest

failure rates, and therefore require urgent attention are the elements that measure whether the restoration of the emergency trolley daily or after every time it was used is done and the element resuscitation room is equipped with functional basic equipment for resuscitation (98% and 97 respectively). The least failure rate is recorded for the two elements as shown in Table 2 below each scoring 1%.

Ideal Clinic Dashboard Reference	Responsibility	Percentage
Restore the emergency trolley daily or after every time it was used	Facility	98%
Resuscitation room is equipped with functional basic equipment for resuscitation	Facility	97%
There is a sterile emergency delivery pack	Facility	89%
Required functional diagnostic equipment and concurrent consumables for point of care testing are available	Facility	82%
90% of the tracer medicines are available	Facility	48%
Oxygen cylinder with pressure gauges available in resuscitation/emergency room	Facility	15%
The temperature of the medicine room/dispensary is maintained within the safety range	Facility	6%
There is constant supply of clean, running water to the facility	Facility	6%
The temperature of the medicine room/dispensary is recorded daily	Facility	4%
The temperature of the medicine refrigerator is recorded twice daily	Facility	4%
There is at least one functional wall mounted room thermometer in the medicine room/dispensary	Facility	3%
The temperature of the medicine refrigerator is maintained within the safety range	Facility	3%
Sharps containers are disposed of when they reach the limit mark	Facility	2%
Sharps are disposed of in impenetrable, tamperproof containers	Facility	1%
There is a thermometer in the medicine refrigerator	Facility	1%

Table 2: Provincial percentage of vital elements failed

3.2.4 Best and lowest performing facilities

The best performing facility in the province is Pasha Clinic that scored 80% (*Figure 15*) and obtained silver status. The lowest performing facility is Charlie Rangaan Clinic that scored 20% (*Figure 16*).

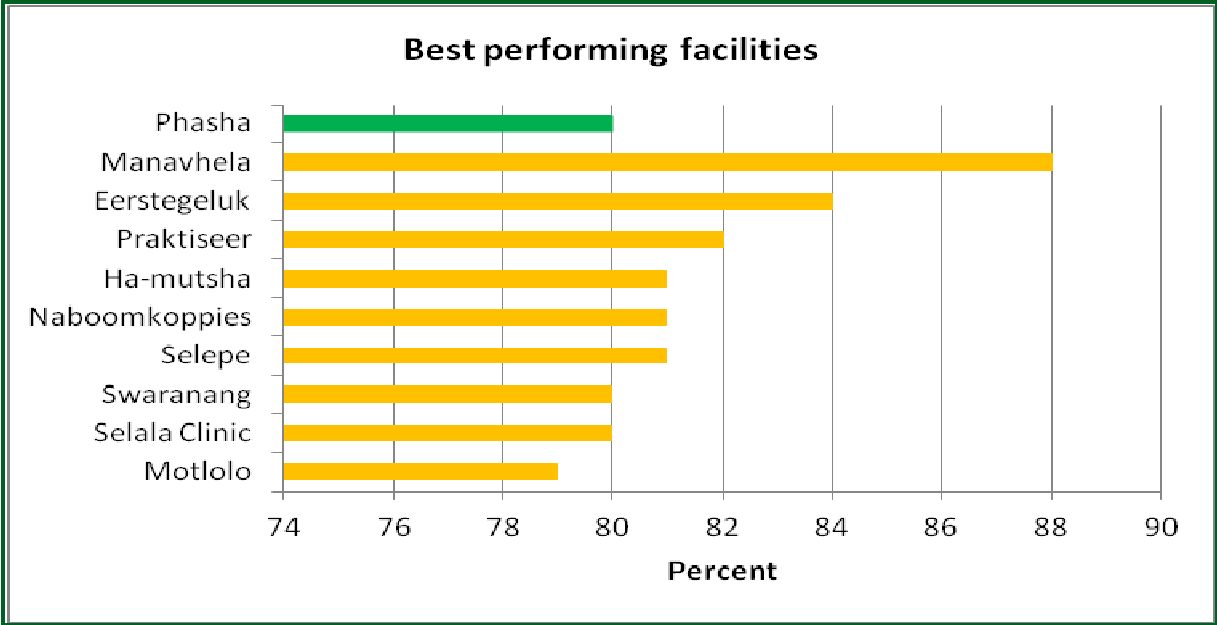


Figure 15: Best performing facilities in the province

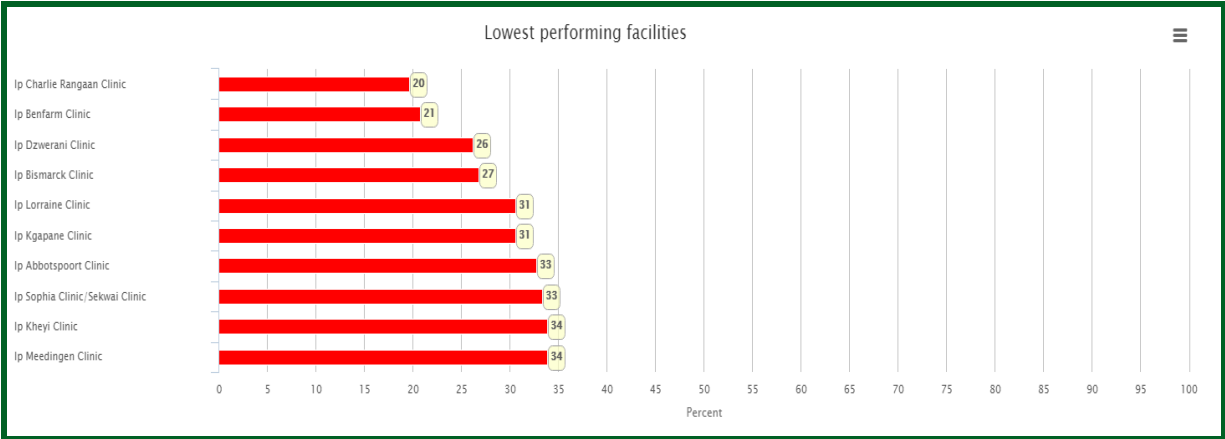


Figure 16: Lowest performing facilities in the province

3.2.5 Performance per component

The province performed the best in the Health Information Management component (78%) followed by Human Resource for Health component with an average score of 75%. The component that scored the lowest is the Implementing Partners and Stakeholders component that scored 24% (Figure 17).

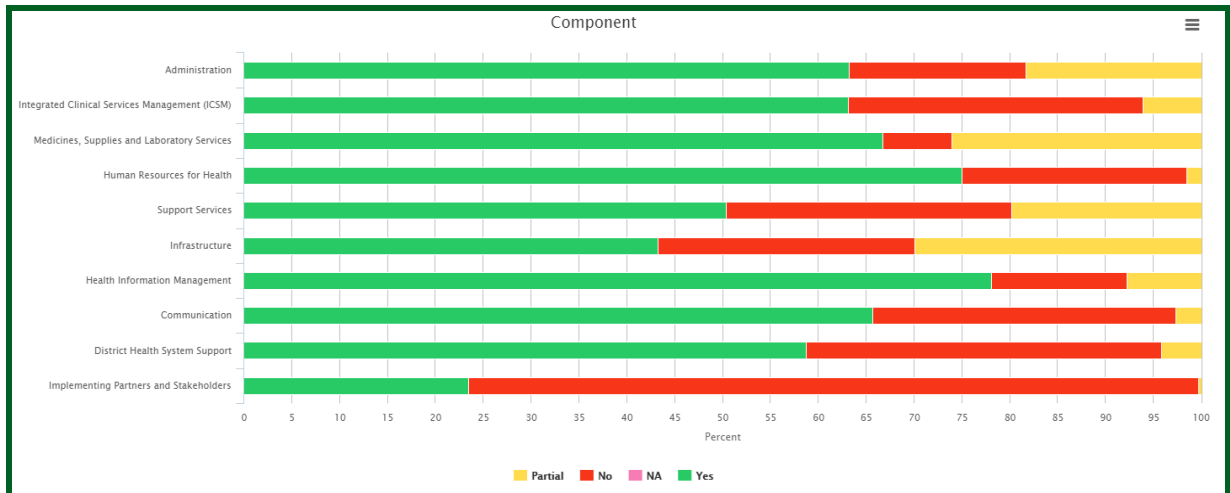


Figure 17: Performance per component for the province

3.2.6 Distribution of the overall scores of facilities

A total of 234 status determinations were conducted. The distribution of the overall scores obtained by the facilities is follow:

- 9 facilities scored 80% and more,
- 27 facilities scored between 70% to 79%,
- 100 facilities scored between 60% to 69%,
- 83 facilities scored between 40% to 59% and
- 15 facilities scored less than 40%, see *Figure 18* below.

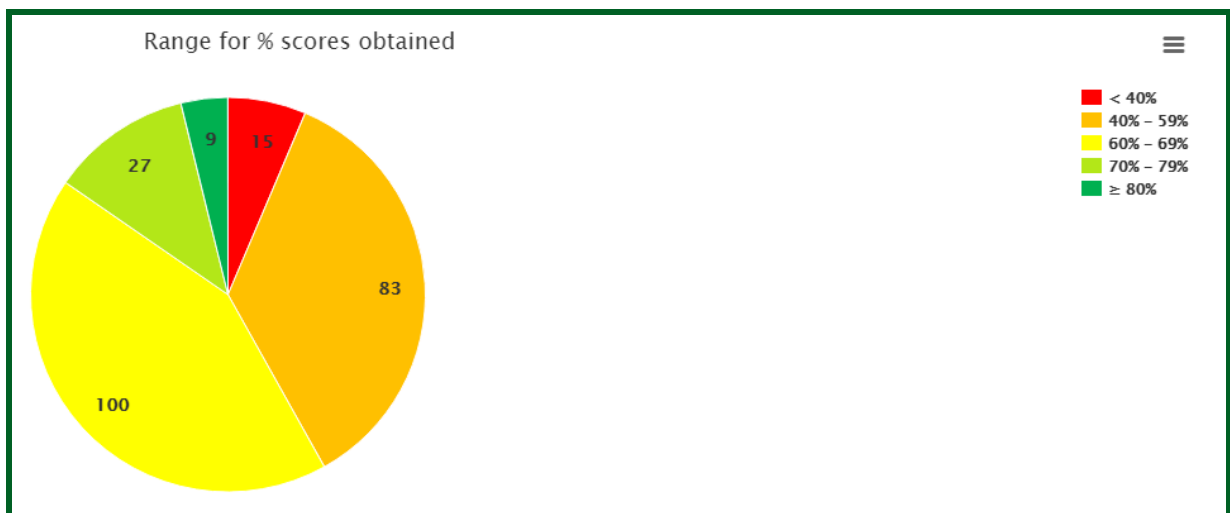


Figure 18: Provincial distribution of the overall scores of facilities

3.2.7 Scores per facility

Table 3 below displays the scores obtained per facility according to performance. The percentage score per facility range from 20% (Charlie Rangaan) to 88% (Manavhela Clinic). A total of 14 facilities (5.6%) did not conduct SD submission and were not scored.

District	Facility Name	% Score	Current Category
Mopani DM	Charlie Rangaan	20	Not achieved
Mopani DM	Benfarm	21	Not achieved
Vhembe DM	Dzwerani	26	Not achieved
Mopani DM	Bismarck	27	Not achieved
Mopani DM	Kgapane	31	Not achieved
Mopani DM	Lorraine	31	Not achieved
Mopani DM	Sophia/Sekwai	33	Not achieved
Waterberg DM	Abbotspoort Clinic	33	Not achieved
Mopani DM	Kheyi	34	Not achieved
Mopani DM	Meedingen	34	Not achieved
Mopani DM	Mariveni	34	Not achieved
Mopani DM	Muhlaba	34	Not achieved
Vhembe DM	Madimbo	34	Not achieved
Mopani DM	Makhushane Clinic	39	Not achieved
Mopani DM	Bellevue Clinic	39	Not achieved
Mopani DM	Madumane	40	Not achieved
Mopani DM	Nyavana	40	Not achieved
Mopani DM	Zangoma	40	Not achieved
Vhembe DM	Phadzima	40	Not achieved
Vhembe DM	Tshaulu Clinic	40	Not achieved
Vhembe DM	Tshilidzi Gateway	40	Not achieved
Waterberg DM	Segole	41	Not achieved
Vhembe DM	Tshiombo	42	Not achieved
Waterberg DM	Seleka Clinic	42	Not achieved
Vhembe DM	Gondeni	43	Not achieved
Mopani DM	Makgope	44	Not achieved
Mopani DM	Relela Clinic	44	Not achieved
Vhembe DM	L Trichardt Clinic	44	Not achieved
Vhembe DM	Vuvha	44	Not achieved
Vhembe DM	Tswinga	46	Not achieved
Sekhukhune DM	Manganeng	47	Not achieved
Vhembe DM	Musina	47	Not achieved
Vhembe DM	Makonde Clinic	47	Not achieved
Vhembe DM	Matsa	48	Not achieved
Vhembe DM	Mulenzhe	48	Not achieved
Sekhukhune DM	Elandsdoorn	49	Not achieved

Vhembe DM	Tshakhuma	49	Not achieved
Vhembe DM	Vhufuli Tshitereke	49	Not achieved
Capricorn DM	Mashite Clinic	50	Not achieved
Capricorn DM	Makanye	50	Not achieved
Vhembe DM	Matsheka	50	Not achieved
Vhembe DM	Murangoni	50	Not achieved
Vhembe DM	Sibasa	50	Not achieved
Vhembe DM	Thohoyandou CHC	50	Not achieved
Vhembe DM	Tshififi	50	Not achieved
Sekhukhune DM	Goedgedach	51	Not achieved
Vhembe DM	Kulani	51	Not achieved
Vhembe DM	Shakadza	51	Not achieved
Vhembe DM	Tlangelani	51	Not achieved
Waterberg DM	Shongoane	51	Not achieved
Waterberg DM	Dwaalboom	51	Not achieved
Sekhukhune DM	Eensaam	52	Not achieved
Vhembe DM	Rabali	52	Not achieved
Vhembe DM	Nancefield 2	52	Not achieved
Vhembe DM	William Eddie CHC	52	Not achieved
Waterberg DM	Bokwalakwala	52	Not achieved
Waterberg DM	Weltevreden	52	Not achieved
Vhembe DM	Masakona	53	Not achieved
Vhembe DM	Muwaweni	53	Not achieved
Vhembe DM	Tshikuwi	53	Not achieved
Sekhukhune DM	Sephaku	54	Not achieved
Sekhukhune DM	Tswaing	54	Not achieved
Vhembe DM	Rambuda	54	Not achieved
Vhembe DM	Mtiti	54	Not achieved
Vhembe DM	Peninghotsa	54	Not achieved
Sekhukhune DM	Kwarrielaagte Clinic	55	Not achieved
Vhembe DM	Muila	55	Not achieved
Vhembe DM	Nancefield	55	Not achieved
Vhembe DM	Damani	55	Not achieved
Waterberg DM	Regorogile 2	55	Not achieved
Capricorn DM	Unit R	56	Not achieved
Sekhukhune DM	Grobbersdal Clinic	56	Not achieved
Sekhukhune DM	Tshehlwaneng	56	Not achieved
Vhembe DM	Mulima	56	Not achieved
Vhembe DM	Olifantshoek	56	Not achieved
Vhembe DM	Tshikundamalema	56	Not achieved
Vhembe DM	Ntlhaveni C	56	Not achieved
Vhembe DM	Ntlhaveni E	56	Not achieved
Waterberg DM	Makgobe	56	Not achieved

Sekhukhune DM	Phaahlamanoge Clinic	57	Not achieved
Sekhukhune DM	Marulaneng (Makhudu)	57	Not achieved
Sekhukhune DM	Schoonoord	57	Not achieved
Vhembe DM	Midoroni Clinic	57	Not achieved
Vhembe DM	Vleifontein	57	Not achieved
Vhembe DM	Guyuni	57	Not achieved
Capricorn DM	Kibi	58	Not achieved
Capricorn DM	Uitkyk	58	Not achieved
Sekhukhune DM	Matsageng	58	Not achieved
Sekhukhune DM	Setlabosoane	58	Not achieved
Vhembe DM	Beaconsfield	58	Not achieved
Vhembe DM	Tiyani CHC	58	Not achieved
Vhembe DM	Khakhu	58	Not achieved
Vhembe DM	Tshiungani	58	Not achieved
Vhembe DM	Makahlule	58	Not achieved
Waterberg DM	Settlers	58	Not achieved
Waterberg DM	Bavaria	58	Not achieved
Vhembe DM	Ntlhaveni D	59	Not achieved
Vhembe DM	Shikundu	59	Not achieved
Capricorn DM	Lebowakgomo Clinic	60	Not achieved
Vhembe DM	Helderwater	60	Not achieved
Vhembe DM	Nkhensani Clinic	60	Not achieved
Vhembe DM	Tshilwavhusiku CHC	60	Not achieved
Vhembe DM	Manenzhe	60	Not achieved
Vhembe DM	Tshipise Clinic	60	Not achieved
Vhembe DM	Magwedzha Clinic	60	Not achieved
Vhembe DM	Tshisaulu	60	Not achieved
Vhembe DM	Vhurivhuri	60	Not achieved
Waterberg DM	Swartklip Clinic	60	Not achieved
Capricorn DM	Mphahlele	61	Not achieved
Capricorn DM	Eisleben	61	Not achieved
Capricorn DM	Dikgale	61	Not achieved
Sekhukhune DM	Dikgalaopeng	61	Not achieved
Vhembe DM	Rumani	61	Not achieved
Vhembe DM	Valdezia	61	Not achieved
Vhembe DM	Dzingahe	61	Not achieved
Vhembe DM	Mukhomi	61	Not achieved
Vhembe DM	Pfanani	61	Not achieved
Waterberg DM	Tiberius	61	Not achieved
Waterberg DM	Naboomspruit	61	Not achieved
Capricorn DM	Mogodi	62	Not achieved
Capricorn DM	Makotopong	62	Not achieved
Sekhukhune DM	Magukubjane	62	Not achieved

Sekhukhune DM	Nkoana	62	Not achieved
Vhembe DM	Thengwe	62	Not achieved
Vhembe DM	Matiyani	62	Not achieved
Vhembe DM	Nghezimani	62	Not achieved
Waterberg DM	Sekgagapeng Clinic	62	Not achieved
Capricorn DM	Zeist Clinic	63	Not achieved
Sekhukhune DM	Matsepe	63	Not achieved
Vhembe DM	Lwamondo Clinic	63	Not achieved
Vhembe DM	Mavambe	63	Not achieved
Capricorn DM	Burgerecht Clinic	64	Not achieved
Capricorn DM	Gideon Clinic	64	Not achieved
Capricorn DM	Sadu clinic	64	Not achieved
Capricorn DM	Evelyn Lekganyane	64	Not achieved
Sekhukhune DM	Marulaneng (Marble)	64	Not achieved
Sekhukhune DM	Nchabeleng Clinic	64	Not achieved
Sekhukhune DM	Probeerin	64	Not achieved
Vhembe DM	De Hoop Clinic	64	Not achieved
Vhembe DM	Riverplaats	64	Not achieved
Vhembe DM	Tshino	64	Not achieved
Waterberg DM	Nylstroom LA	64	Not achieved
Capricorn DM	Diana	65	Not achieved
Vhembe DM	Mashau	65	Not achieved
Vhembe DM	Nthabalala	65	Not achieved
Vhembe DM	Mbilwi	65	Not achieved
Vhembe DM	Tshifudi	65	Not achieved
Waterberg DM	Pholotji	65	Not achieved
Capricorn DM	Lonsdale	66	Not achieved
Capricorn DM	J Mamabolo	66	Not achieved
Sekhukhune DM	Spitspunte Clinic	66	Not achieved
Sekhukhune DM	Riba	66	Not achieved
Sekhukhune DM	Phokoane	66	Not achieved
Vhembe DM	Kuruleni	66	Not achieved
Vhembe DM	Makhado	66	Not achieved
Vhembe DM	Manyima	66	Not achieved
Vhembe DM	Vyeboom	66	Not achieved
Capricorn DM	Ledwaba	67	Not achieved
Capricorn DM	Mogoto	67	Not achieved
Capricorn DM	Moletlane Clinic	67	Not achieved
Capricorn DM	Manamela Clinic	67	Not achieved
Capricorn DM	Nobody Clinic	67	Not achieved
Capricorn DM	Sebayeng	67	Not achieved
Sekhukhune DM	Mankotsane	67	Not achieved
Sekhukhune DM	Manotoana	67	Not achieved

Vhembe DM	Mbokota	67	Not achieved
Vhembe DM	Makuya	67	Not achieved
Vhembe DM	Masisi	67	Not achieved
Vhembe DM	Matavhela	67	Not achieved
Vhembe DM	Fondwe	67	Not achieved
Vhembe DM	Mphambo	67	Not achieved
Vhembe DM	Mukula	67	Not achieved
Vhembe DM	Muledane	67	Not achieved
Vhembe DM	Sambandou	67	Not achieved
Vhembe DM	Shayandima CI	67	Not achieved
Waterberg DM	Northam	67	Not achieved
Capricorn DM	Nthabiseng Clinic	68	Not achieved
Capricorn DM	Semenya	68	Not achieved
Vhembe DM	Mudimeli	68	Not achieved
Vhembe DM	Waterval	68	Not achieved
Vhembe DM	Madala	68	Not achieved
Vhembe DM	Mhinga Clinic	68	Not achieved
Waterberg DM	Paulos Clinic	68	Not achieved
Capricorn DM	Blouberg CHC	69	Not achieved
Capricorn DM	Mamotshwa	69	Not achieved
Capricorn DM	Phuti	69	Not achieved
Sekhukhune DM	Rammupudu	69	Not achieved
Sekhukhune DM	Marishane	69	Not achieved
Sekhukhune DM	Phaahla	69	Not achieved
Vhembe DM	Bungeni CHC	69	Not achieved
Vhembe DM	Kutama	69	Not achieved
Vhembe DM	Tshimbupfe	69	Not achieved
Vhembe DM	Mulala	69	Not achieved
Vhembe DM	Mutale CHC	69	Not achieved
Vhembe DM	Duvhuledza	69	Not achieved
Vhembe DM	Makuleke	69	Not achieved
Waterberg DM	Jakkalskuil	69	Not achieved
Waterberg DM	Mamaselela	69	Not achieved
Capricorn DM	Persie	70	Not achieved
Sekhukhune DM	Matlala Clinic (MH)	70	Not achieved
Sekhukhune DM	Mmotoaneng	70	Not achieved
Sekhukhune DM	Moeding	70	Not achieved
Sekhukhune DM	Ngoabe	70	Not achieved
Vhembe DM	Tshixwadza	70	Not achieved
Capricorn DM	Alldays Clinic	71	Not achieved
Capricorn DM	Soetfontein	71	Not achieved
Capricorn DM	Rethabile	72	Not achieved
Vhembe DM	Marseilles	72	Not achieved

Vhembe DM	Folovhodwe	72	Not achieved
Waterberg DM	Roedtan Clinic	72	Not achieved
Waterberg DM	Kromdraai Clinic	72	Not achieved
Capricorn DM	Sello-Moloto	73	Not achieved
Vhembe DM	Khomela	73	Not achieved
Sekhukhune DM	Paulus Masha	74	Not achieved
Vhembe DM	Lambani	74	Not achieved
Waterberg DM	Regorogile 1	75	Not achieved
Sekhukhune DM	Burgersfort	76	Not achieved
Capricorn DM	Boschplaats	77	Not achieved
Sekhukhune DM	Toitskraal	77	Not achieved
Sekhukhune DM	Mohlaletse	77	Not achieved
Vhembe DM	Davhana	77	Not achieved
Vhembe DM	Mashamba	77	Not achieved
Vhembe DM	Shingwedzi	77	Not achieved
Waterberg DM	Mahwelereng	78	Not achieved
Sekhukhune DM	Motlolo	79	Not achieved
Sekhukhune DM	Phasha	80	Silver
Sekhukhune DM	Selala Clinic	80	Not achieved
Sekhukhune DM	Swaranang	80	Not achieved
Sekhukhune DM	Selepe	81	Not achieved
Sekhukhune DM	Naboomkoppies	81	Not achieved
Vhembe DM	Ha-mutsha	81	Not achieved
Sekhukhune DM	Praktiseer	82	Not achieved
Sekhukhune DM	Eerstegeluk	84	Not achieved
Vhembe DM	Manavhela	88	Not achieved
Mopani DM	Dzumeri CHC		
Mopani DM	Khakhala-Hlomela		
Mopani DM	Mhlava Willem		
Mopani DM	Nkomo B		
Mopani DM	Shitlakati		
Mopani DM	Lephepane		
Mopani DM	Shiluvana CHC		
Mopani DM	Willows		
Sekhukhune DM	Moutse East		
Sekhukhune DM	Elandskraal		
Sekhukhune DM	Penge CHC		
Vhembe DM	Malamulele Clinic		
Vhembe DM	Phiphidi		
Waterberg DM	Chalema		

Table 3: Scores per facilities

4. Conclusion

From all its five (5) districts, the province conducted a status determination in 94% of the facilities (i.e. 234/248 facilities conducted SD submission) (*Figure 11*). The province must focus on conducting the status determination of the 14 facilities that did not conduct a status determination as indicated at the bottom of Table 3.

In total, of the 234 that conducted SD, 233 facilities (99.6%) did not obtain any IC category status while 1 facility (0.4%) obtained silver status i.e. Phasa Clinic in Sekhukhune DM (*Figure 14 and 15*). The facility that performed the lowest is Charlie Rangaan (20%) while Manavhela Clinic performed the best (88%).

The elements which have the highest failure rates, and therefore require urgent attention are the elements that measure whether the restoration of the emergency trolley daily or after every time it was used is done and the element resuscitation room is equipped with functional basic equipment for resuscitation (98% and 97 respectively).

The Technical Committee of the National Health Council gave a directive in July 2016 that district scale-up teams for the next two months do nothing but zoom in on clinics scoring 59% and less. **The province has 98 facilities that scored 59% and less.** See figure 18 and table 3 for a list of the facilities that scores 59% and less.

* Western Cape is still going to submit their scale-up plans. Once it is submitted their data will be available.